

Flashcards



Listen to the words.

Notes to parents: Print the cards two-sided so that the word is on one side and the picture is on the other side. The spelling of French adjectives often changes according to the gender and number of the noun it is paired with. The masculine singular version is listed first.

nauséabond/
nauséabonde

petit/petite


paresseux/
parasseuse

travailleur/
travailleuse

bruyant/
bruyante

gentil/gentille

One
Third
Stories



small

One
Third
Stories




smelly

One
Third
Stories



busy

One
Third
Stories



lazy

One
Third
Stories



kind

One
Third
Stories



noisy

les pieds

la coccinelle


le chat

la maman

la ville

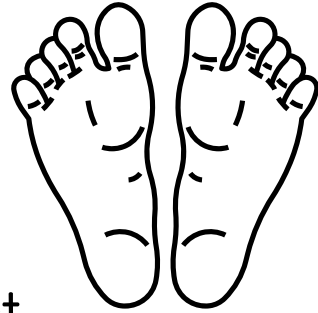
l'ami/l'amie

One
Third
Stories



the ladybug

One
Third
Stories




the feet

One
Third
Stories




the mother

One
Third
Stories



the cat

One
Third
Stories



the friend


One
Third
Stories



the city

Flashcard Fun

Note for Parents: You can use the flashcards in the traditional way for vocabulary practice or try one of the fun suggestions below!



Pictionary: Put the cards in a pile. Take turns taking one card from the pile and drawing what is on the card. The other player guesses using words in your new language.

Charades: Put the cards in a pile. Take turns taking one card from the pile and acting out what is on the card. The other player guesses using words in your new language.



Memory: Print the cards on one side of paper, cut them out, and lay them face down. Children can match the image with the vocabulary word. For children who aren't reading yet, print two sets and use only the image cards. Have them call out the vocabulary word when they get a match.

Silly stories: Deal cards out to children and have them make up a story using the cards. Adding English is okay too! Children can add on to each other's stories.



Silly sentences: Separate the cards into nouns and adjectives. Have children pick one card from each pile and try to make a silly sentence using the words and as much of their new vocabulary as they can.

Describing Words

Draw a line between the describing word in Column 1 and the noun in Column 2 that makes the most sense! You can also use the audio. When the audio lists a word from Column 1, you can draw a line to the image in Column 2. There may be more than one way to match the words and you can also make silly matches!

1

nauséabonds

paresseux

bruyante

petite

travailleuse

gentille

2

la maman

les pieds

la coccinelle

le chat

l'amie

la ville

