

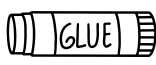


# Dramatic Play

## Materials:

- Popsicle sticks
- Glue
- Scissors
- Coloring utensils
- Images of bird, bee, ladybug, woman, and man

## Directions:

1. Color the images of the bird, bee, ladybug, woman, and man. 
2. Cut out around the dotted lines. 
3. Using a small dot of glue, glue a popsicle stick to the back of each image. 


## Options:

After you've read or listened to stories, act out scenes from the stories using puppets.


Create your own script or make it up as you go. Use the puppets to practice as many words and phrases in your new language as you can!

Get creative! Create your own drawings and puppets of other words you have learned to add to your puppet shows!


After you cut out each puppet, write the word for each one on the back.




la maman




le papa



l'oiseau



l'abeille



la coccinelle