



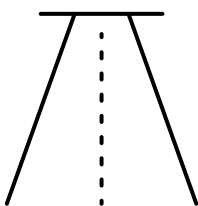
In the City 1




the city
die Stadt
die Stadt



the school
die Schule
die Schule




the street
die Straße
die Straße



the bus
der Bus
der Bus




the market
der Markt
der Markt




the museum
das Museum
das Museum



the theater
das Theater
das Theater



the skyscraper
der Wolkenkratzer
der Wolkenkratzer




the subway
die U-Bahn
die U-Bahn



the apartment
die Wohnung
die Wohnung

In the City 2



Fill in the blanks with the English words. The German words are provided for you.

or



Listen to the audio and point to the pictures on the previous page when you hear the word.

I went to _____, after

die Stadt

_____. I walked down _____ to

die Schule

die Straße

_____. I went to _____,

der Bus

das Theater

_____, and _____. I saw

der Markt

das Museum

_____ too! I needed to get back to

der Wolkenkratzer

_____ so I took _____

die Wohnung

die U-Bahn

back home. It was a fun day!

You can also listen to the speaker read the story and draw the images in the blanks when you hear the German word spoken.

In the City 3



Fill in the blanks with the German words or say the German word. . A picture is provided for you.

After I left _____, I went to



_____. I walked down _____ to



_____. I got off _____ and went



to _____, _____, and



_____. I saw a big _____.



Then, I went on _____ back to



_____. It was a fun day!



In the City 4



Draw a picture of a city.



Label the pictures or point to each item and say it in German. You can also listen to the city words again and point to each one on your drawing.

For an added challenge, include people and items from other activity sheets you've completed.