



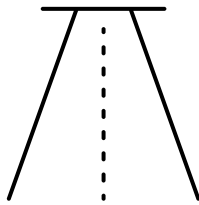
In the City 1




the city
la ville
la ville



the school
l'école
l'école




the street
la rue
la rue



the bus
le bus
le bus




the market
le marché
le marché




the museum
le musée
le musée



the theater
le théâtre
le théâtre



the skyscraper
le gratte-ciel
le gratte-ciel



the subway
le métro
le métro



the apartment
l'appartement
l'appartement

In the City 2



Fill in the blanks with the English words. The French words are provided for you.

or



Listen to the audio and point to the pictures on the previous page when you hear the word.

I went to _____, after

la ville

_____. I walked down _____ to

l'école

la rue

_____. I went to _____,

le bus

le théâtre

_____, and _____. I saw

le marché

le musée

_____ too! I needed to get back to

le gratte-ciel

_____ so I took _____

l'appartement

le métro

back home. It was a fun day!

You can also listen to the speaker read the story and draw the images in the blanks when you hear the French word spoken.

In the City 3



Fill in the blanks with the French words or say the French word. . A picture is provided for you.

After I left _____, I went to



_____. I walked down _____ to



_____. I got off _____ and went



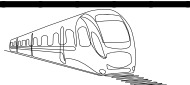
to _____, _____, and



_____. I saw a big _____.



Then, I went on _____ back to



_____. It was a fun day!



In the City 4



Draw a picture of a city.



Label the pictures or point to each item and say it in French. You can also listen to the city words again and point to each one on your drawing.

For an added challenge, include people and items from other activity sheets you've completed.

