



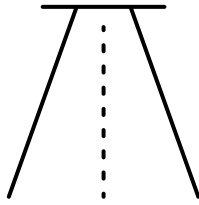
In the City 1




the city
la ciudad
la ciudad



the school
la escuela
la escuela




the street
la calle
la calle



the bus
el autobús
el autobús




the market
el mercado
el mercado




the museum
el museo
el museo



the theater
el teatro
el teatro



the skyscraper
el rascacielos
el rascacielos



the subway
el metro
el metro



the apartment
el apartamento
el apartamento

In the City 2



Fill in the blanks with the English words. The Spanish words are provided for you.

or



Listen to the audio and point to the pictures on the previous page when you hear the word.

I went to _____ after

la ciudad

_____. I walked down _____ to

la escuela

la calle

_____. I went to _____

el autobús

el teatro

_____, and _____. I saw

el mercado

el museo

_____ too! I needed to get back to

el rascacielos

_____ so I took _____

el apartamento

el metro

back home. It was a fun day!

You can also listen to the speaker read the story and draw images in the blanks when you hear the Spanish word spoken.

In the City 3



Fill in the blanks with the Spanish words or say the Spanish word. A picture is provided for you.

After I left _____, I went to



_____. I walked down _____ to



_____. I got off _____ and went



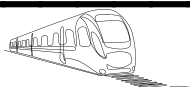
to _____, _____, and



_____. I saw _____ too!



Then, I went on _____ back to



_____. It was a fun day!



In the City 4



Draw a picture of a city.



Label the pictures or point to each item and say it in Spanish. You can also listen to the city words again and point to each one on your drawing.

For an added challenge, include people and items from other activity sheets you've completed.

